



PREFITTING AND MACHINING FOR HARDWARE

6291 Orangethorpe Ave, Buena Park, CA 90620
Phone: 800-854-5951 FAX: 714-994-6971

All template / location boxes to be completed and templates MUST be provided

Liability for machining accuracy will be assumed only upon receipt of templates, completed Haley detail sheets, and physical samples and/or templates as required.

PAGE of

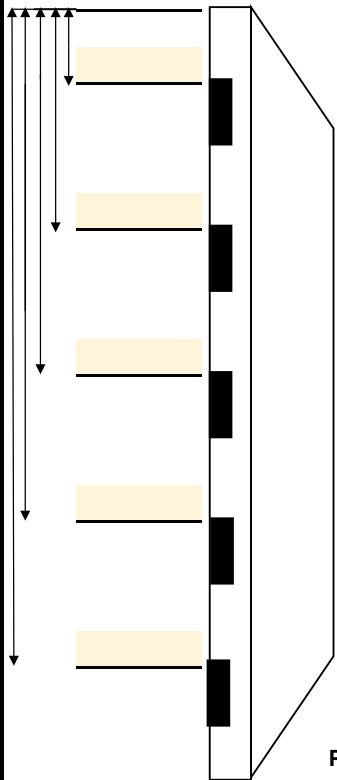
CUSTOMER

PO NUMBER

DATE

Submit new orders to: HBOrders@HaleyBros.com

SPEC NO.



HINGES

SIZE
BACKSET
THICKNESS
Pilot Holes
MANUFACTURER
TEMPLATE NO.

CORNERS

- 1/4" Radius
5/8" Radius
Square

ELECTRIC POWER TRANSFER / WIRE CHASE

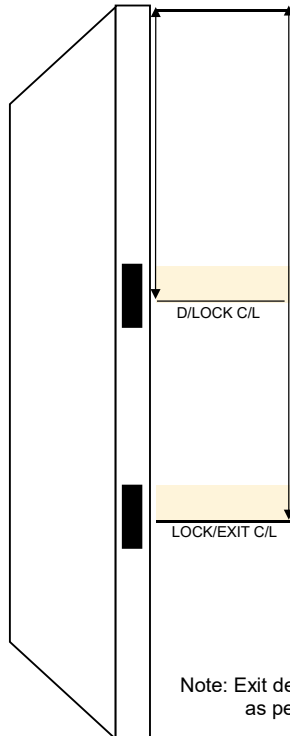
MFG
TEMPLATE NO.
LOCATION

PIVOTS / SOSS

MANUFACTURER
TOP TEMPLATE NO.
CENTER TEMPLATE NO.
BOTTOM TEMPLATE NO.

MISC HARDWARE

MANUFACTURER
TEMPLATE NO.
FUNCTION NO.
LOCATION



LOCK/EXIT DEVICE

BORED LOCK DEAD LOCK
FACE BORE
BOLT BORE
BACKSET
F-P WIDTH
F-P HEIGHT

CORNERS

- 1/4" Radius
1/4" Radius
Square
Square

DEVICE

- Mortise Lock
Card Lock
Mortise Exit
CVR
Rim Exit Device
SVR

BACKSET FROM DEVICE
BACKSET FROM LATCH

Note: Exit device backset shall be determined as per manufacturer's template

Cyl Lock / Dead Lock / Mortise Lock / Card Lock / Exit Device

MANUFACTURER
TEMPLATE NO.
FUNCTION NO.
MANUFACTURER
TEMPLATE NO.
FUNCTION NO.
MANUFACTURER
TEMPLATE NO.
FUNCTION NO.

FLUSHBOLT / STRIKE

STRIKES & FLUSHBOLT SPEC

STRIKE MFG
Dustbox
TEMPLATE NO.
DEAD STRIKE MFG
Dustbox
TEMPLATE NO.
FLUSH BOLT MFG/MODEL
TEMPLATE/FUNCTION NO.
Top
Bottom

Closer / Holder Spec

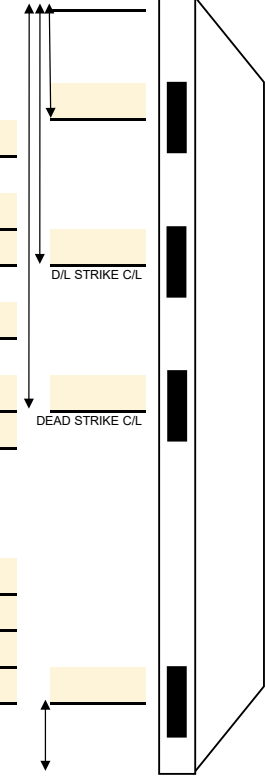
MANUFACTURER
TEMPLATE NO.
FUNCTION NO.
DEGREE OF OPENING

ADB / Bottom Plow / Door Guide

MANUFACTURER
TEMPLATE NO.
DIMENSIONS

Fire Bolt Spec

MANUFACTURER
TEMPLATE NO.
SIZE
LOCATION



CUSTOMER SIGNATURE HALEY 8-0 435 160

For Haley Use

PLANT
ORDER NO.